

Transient behaviour of dense catalytic membranes based on Cu- and Co-doped $\text{Bi}_4\text{V}_2\text{O}_{11}$ (BIMEVOX) in the oxidation of propene and propane

A. Löfberg^{a,*}, C. Pirovano^b, M.C. Steil^b, R.N. Vannier^b, E. Bordes-Richard^a

^a *Laboratoire de Catalyse de Lille, UMR CNRS 8010, USTL-ENSCL, 59655 Villeneuve d'Ascq Cedex, France*

^b *Laboratoire de Cristallogénie et Physicochimie du Solide, UMR CNRS 8012, USTL-ENSCL, 59655 Villeneuve d'Ascq Cedex, France*

Available online 4 January 2006

Abstract

ME-doped $\gamma\text{-Bi}_4\text{V}_2\text{O}_{11}$ (BIMEVOX) oxides are highly oxide ion conducting materials and this property may be profitably used in selective oxidation of hydrocarbons. The catalytic properties of BICUVOX and BICOVOX when shaped as dense membranes displayed in catalytic dense membrane reactor are examined in the oxidation of propene and of propane. Mirror-polished BICUVOX and BICOVOX membranes studied previously were poorly active for propene oxidation because of a small number of active sites but showed an excellent stability and reproducibility (lasting more than 1 month) during which products of mild oxidation (acrolein, hexadiene) and CO were formed. Membranes with depolished surfaces exhibit high conversions of propene (up to 60 mol%), and also of propane (up to 20 mol%) but – contrary to mirror-polished membranes – a complex transient behaviour is observed during which syngas production occurs. The membrane polarisation followed by in situ solid electrolyte potentiometry shows that the oxygen reservoir is far higher than expected on the reaction side which is separated (by the membrane) from the oxidising side where (diluted) oxygen is reduced to O^{2-} specie. The influence of oxygen partial pressure on the catalytic performance suggests that the electronic conductivity of the material is limiting the oxygen flux through the membrane, and thus is determining the catalytic properties and transient behaviours of depolished membranes.

© 2005 Elsevier B.V. All rights reserved.

Keywords: Doped $\text{Bi}_4\text{V}_2\text{O}_{11}$; BIMEVOX; Propane oxidation; Syngas; Catalytic dense membrane reactor; Transient behaviour

1. Introduction

In selective oxidation of hydrocarbons during which the redox mechanism prevails, there is generally a competition between nucleophilic lattice O^{2-} oxygens considered as the selective agents and more electrophilic adsorbed oxygens which mostly lead to the formation of carbon oxides [1]. In usual fixed or fluidised bed reactors dioxygen is cofed with the hydrocarbon to regenerate the catalyst. If it is not cofed, one can expect an increase of selectivity for two reasons: (i) the direct gas phase oxidation of the hydrocarbon by gaseous O_2 cannot proceed and (ii) electrophilic adsorbed specie cannot form after dissociation of O_2 . The oxidation of *n*-butane to maleic anhydride in a circulating fluid bed reactor was the first industrial and successful case of decoupling of the redox

mechanism [2,3]. Among other means to decouple the redox steps either in space or in time, catalytic membrane reactors have already been proposed. The membrane may allow the extraction (of a product) or distribution (of a reactant, e.g. oxygen), or it may act as a contactor [4]. As a catalyst can be deposited onto a porous membrane, the latter is interesting in oxidation because the reactants may be separately fed on each side of the membrane allowing higher safety and higher selectivity. Another possibility, less common in selective oxidation, is to use a dense membrane which is intrinsically catalytic and exhibits as well oxide ionic and electronic conductivities [5–7]. Indeed, catalysts of mild oxidation behave as more or less good oxygen ion conductors although these properties are not often considered in catalytic oxidation [8a,b,9]. In a catalytic dense membrane reactor (CDMR), the membrane separates two compartments. The reactant side is fed by the (diluted) hydrocarbon (low oxygen partial pressure, (LOP), p_{O_2} , or permeate side) and the oxidising side by diluted oxygen (high oxygen partial pressure (HOP), or retentate side).

* Corresponding author. Tel.: +33 320434537; fax: +33 320436561.

E-mail address: Axel.Lofberg@univ-lille1.fr (A. Löfberg).

The driving force of oxide ion migration is the gradient of oxygen activity between the two compartments.

Oxidic materials based on the γ - $\text{Bi}_4\text{V}_2\text{O}_{11}$ structure in which V is partially substituted by a metallic cation, exhibit the highest oxide ion conductivities at moderate temperatures (623–873 K) [10,11]. For example, the ionic conductivity of γ - $\text{Bi}_4\text{V}_{1.8}\text{Cu}_{0.2}\text{O}_{10.7}$ is 100 times that of yttria-doped zirconia at 873 K. The BIMEVOX acronym has been accepted by the community because most cations of the periodic table can be used as ME dopants, thereby stabilising γ - $\text{Bi}_4\text{V}_2\text{O}_{11}$ down to room temperature. The catalytic properties of some BIMEVOX powders have been examined in the oxidative dehydrogenation of propane (Me = Zn, Cu) [12] and in the oxidative dimerisation of propene (Me = Cu, Co) [13,14] in conventional fixed bed reactors. The catalytic behaviour of BICOVOX as dense membranes for the oxidation of propene in a CDMR has recently been examined [15]. As the surface of membranes was mirror-polished in order to get accurate measurements of oxygen permeation, the surface area was very low which explained why the conversion of propene was low (1–2 mol%). In the present paper, preliminary results obtained using Cu (BICUVOX) and Co (BICOVOX)-doped γ - $\text{Bi}_4\text{V}_2\text{O}_{11}$ depolished membranes in the catalytic oxidation of propene and of propane in a CDMR are presented.

2. Experimental

Membranes of $\text{Bi}_4\text{Cu}_{0.2}\text{V}_{1.8}\text{O}_{10.7}$ (BICUVOX) and $\text{Bi}_4\text{Co}_{0.2}\text{V}_{1.8}\text{O}_{10.7}$ (BICOVOX) ($\varnothing = 15$ mm, thickness 17 mm, relative density > 95% as compared with theoretical density) with two surface roughnesses (mirror-polished with 4000 SiC grit paper, further depolished by 200 SiC grit paper) were prepared [15]. The membrane was sealed in between the two mullite tubes of the reactor by means of pyrex rings. Air or oxygen was flowed in the high oxygen partial pressure (retentate) side. The low oxygen partial pressure (permeate) side was fed with He (permeation mode), or with 1% propene or 1% propane in helium (both $F = 50$ cm³ min⁻¹) (reaction mode) at 823–1023 K and $p = 10^5$ Pa. The CDMR assembly described in [15] allows combined studies of the solid catalyst (ionic conductivity, permeability, electronic polarisation) and of the catalytic reaction (activity, selectivity, etc.). The gas phase composition at inlets and outlets of the two compartments of the CDMR was monitored using a mass spectrometer (Omnistar Pfeiffer) for the catalytic reaction and an oxygen gauge (Setnag) for O₂ permeation. Gold electrodes were in contact of each side of the membrane and the difference of potential between these sides was in situ measured to follow the membrane polarisation (solid electrolyte potentiometry, SEP). The standard protocol consisted first in the measurement of oxygen permeation fluxes. Then diluted propene or propane was flowed into LOP compartment and the catalytic properties were studied as well as SEP was performed. Parameters such as temperature (823–973 K), contact time ($\tau = 2$ –12 s) and oxygen pressure ($p_{\text{O}_2} = 1$ – 10^5 Pa) in HOP side of the membrane were varied. Pieces of membranes were characterised by X-ray diffraction (XRD), laser Raman spectroscopy

(LRS), scanning electron microscopy (SEM) and X-ray photoelectron spectroscopy (XPS) before and after reaction.

3. Results and discussion

3.1. Membranes with mirror-polished surfaces

As for BICOVOX membranes [15], low conversions of propene (up to 2.0 mol%, depending on temperature, contact time τ and propene partial pressure) were observed for the BICUVOX membrane with mirror-polished surface. For example, at 948 K and $\tau = 6$ s, conversion was 1.0 mol% and selectivities ranged as CO = 70, hexadiene = 15, acrolein = 12, benzene = 3 mol%. These figures were similar to those obtained with BICOVOX except that no CO₂ was present. If a 100 mol% selectivity to CO is supposed, 600 ppm of oxygen are necessary to convert 100 ppm of propene to 3CO + 3H₂O. These oxygens could be provided by permeation. However, the J_{O_2} flux measured after flowing helium in LOP instead of diluted propene is very low (e.g. $J_{\text{O}_2} = 3 \times 10^{-4}$ to 3×10^{-5} $\mu\text{mol cm}^{-2} \text{s}^{-1}$ for BICOVOX at 873–953 K), producing only 1–2 ppm O₂ in LOP in the same experimental conditions [15]. Indeed, most of the conductivity is due to oxide ions (transference number $t_i \approx 1$) and few electrons are available to ensure the dissociation of O₂ as well as the recombination of O²⁻ according to $\text{O}_2 + 4\text{e}^- \rightleftharpoons 2\text{O}^{2-}$, as confirmed by ¹⁸O/¹⁶O isotope exchange combined with SIMS [16]. On the contrary, the polarisation of the membrane remained high during all experiments, which means that the thermodynamic activity of oxygen at the surface in LOP is far higher than supposed. Indeed, calculations by the Nernst equation show that $E = -10.5$ mV measured by SEP gives $p_{\text{O}_2} = 0.13 \times 10^5$ Pa, instead of 0.3 Pa observed experimentally. In other words, the oxygen O²⁻ reservoir in LOP is larger than expected, and the oxidation of propene provides an alternative pathway for oxygen extraction in place of the recombination of O²⁻ to O₂.

The stability of the membrane was remarkable during the whole experiments which lasted up to 1 month. The characterisation of the membrane by XRD, SEM, LRS and XPS showed that the LOP, as well as the HOP surfaces remained unchanged.

3.2. Membranes with depolished surfaces

Depolished BICUVOX membranes give far higher values of propene conversion. However, their activity is not stable and decreases with time (Fig. 1). In the first 10 min, the propene conversion reaches 60–55 mol% while CO and H₂ are the main products. Then it decreases and is stabilised at 25 mol% after 1 h. Most of this residual conversion can be accounted for coke and H₂ formation. After coke burning and membrane regeneration (by feeding air instead of propene in LOP), the oxidation of propane was performed in similar conditions of contact time and of partial pressures. A complex transient behaviour was observed. Initially, the activity is stable, the conversion of propane being at ca. 12.5 mol% (Fig. 2).

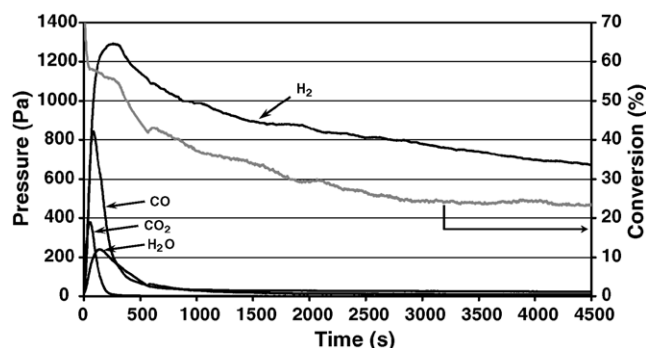


Fig. 1. Propene oxidation vs. time on stream on unpolished BICUVOX membrane ($T = 923$ K, HOP = air, $F = 50$ cm³ min⁻¹, $p_{C_3H_6} = 10^3$ Pa).

Carbon monoxide, H₂, and little propene and CO₂ are the major products. The formation of small amounts of CH₄ and C₂H₄ observed all along the experiment may come from cracking. A two-fold increase of activity is then suddenly observed while the only products are CO, H₂ and water. Finally, the propane conversion returns to its initial value and remains stable for hours. Coke is still formed but in lower amounts than in the case of propene oxidation. Even in such conditions, the amount of oxygen contained in the reaction products (e.g. at $t = 1500$ s, $p_{CO} = 700$ ppm and $p_{H_2O} \sim 300$ ppm) is far higher than that generated by permeation of O₂ through the membrane in the absence of propane (p_{O_2} in LOP < 10 ppm). The evolution of the H₂/CO ratio (Fig. 3) shows two distinct values (1.7 and 3.1) which reflect a change of the active state of the membrane surface. This change may depend on: (i) the nature of surface oxygen specie, (ii) the modification of the surface structure, or (iii) of the bulk structure. The nature of surface oxygen specie may change from nucleophilic O²⁻ to electrophilic O⁻ (or O₂²⁻). Once the first nucleophilic O²⁻ are used to oxidise the hydrocarbon molecules, the diffusion of other O²⁻ from the bulk ensures their replacement on the surface. The prominent reaction being the oxidation of hydrocarbon by V⁵⁺(-O), there is little chance that such electrophilic specie form, e.g. by the redox reaction V⁵⁺-O²⁻ → V⁴⁺-O⁻. The two other hypotheses rest on the relative contribution of surface reactions and of oxygen diffusion through the membrane.

When repeating the experiment with pure dioxygen in HOP side instead of air, the initial LOP conversion increases up to 16%

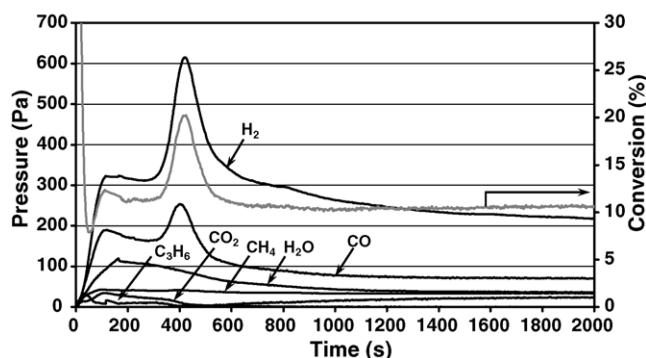


Fig. 2. Propane oxidation vs. time on stream on unpolished BICUVOX membrane ($T = 973$ K, HOP = air, $F = 50$ cm³ min⁻¹, $p_{C_3H_8} = 10^3$ Pa).

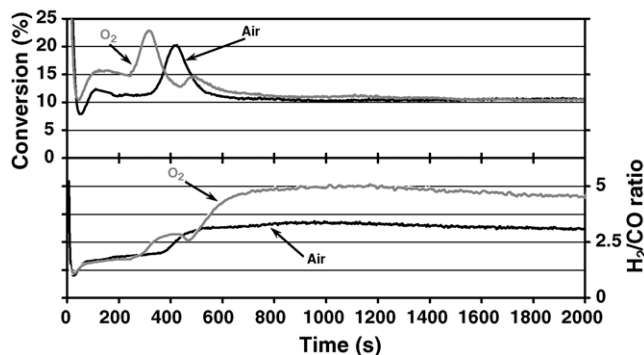


Fig. 3. Propane conversion and H₂/CO ratio vs. time on stream on unpolished BICUVOX membrane for HOP = air and O₂ ($T = 973$ K, $F = 50$ cm³ min⁻¹, $p_{C_3H_8} = 10^3$ Pa).

(Fig. 3), and the transient response is accelerated. Furthermore, a third phenomenon characterised by a higher H₂/CO ratio (H₂/CO = 5) appears at $t = 540$ s. However, the final conversion is not significantly affected by p_{O_2} in HOP (air or pure O₂) as it amounts to 10 mol% in both cases.

The BICOVOX membrane (Fig. 4) shows a similar transient behaviour, with an initial propane conversion of 10%, and three active states generating H₂/CO ratios of 2.1, 3.7 and 8–10, respectively. In contrast to BICUVOX, the increase of p_{O_2} in HOP (O₂ instead of air) does not significantly affect the initial propane conversion, and the transient phenomena are considerably slowed down.

For both BICUVOX and BICOVOX membranes, and despite the low oxygen partial pressure in LOP, SEP showed that the difference of potential between the two faces of the membrane remained high ($\Delta E = -1$ to -15 mV) with respect to the Nernst equilibrium potential of -208 and -241 mV for p_{O_2} in HOP = 21 or 100% p_{atm} , respectively (calculated at 973 K with p_{O_2} in LOP = 10 ppm O₂). Typically, negative potentials of several hundreds of mV with respect to air are needed for the reduction of the materials [17], which are far below those measured experimentally. These strong polarisations confirm the good bulk stability of the materials, even in the strongly reducing conditions of the catalytic reaction. This is in agreement with the high O²⁻ conductivity of these materials and it suggests that the

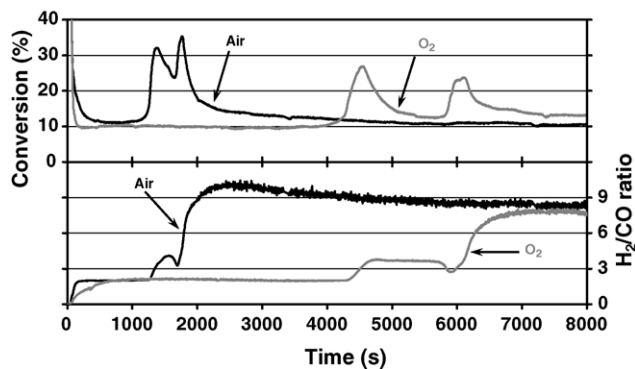


Fig. 4. Propane conversion and H₂/CO ratio vs. time on stream on unpolished BICOVOX membrane for HOP = air and O₂ ($T = 973$ K, $F = 50$ cm³ min⁻¹, $p_{C_3H_8} = 10^3$ Pa).

rate limiting step of the overall process involve surface phenomena and/or electronic conductivity [8,9].

The opposite behaviour of BICUVOX and BICOVOX membranes when increasing p_{O_2} in HOP could be explained by the different electron conductivity they exhibit, which is important for the O_2 reduction step. On the one hand, BICUVOX is a n-type semiconductor [18] and its electron conductivity is lowered by increasing oxygen partial pressure. It follows that the oxygen flux towards LOP surface should decrease upon increase of p_{O_2} in HOP. This could explain the acceleration of the transformation of the active surface yielding more coke and thus exhibiting more cracking properties. On the other hand, BICOVOX being a p-type semiconductor [18], its electron conductivity is thus enhanced by increasing p_{O_2} , thereby stabilising the more oxidised state of the surface and slowing down the transient coking phenomena.

4. Conclusions

The relatively high activity of depolished membranes for propene and propane oxidation in a catalytic dense membrane reactor confirms that the low conversions measured with mirror-polished materials were due to the limited number of active sites. When more active sites are available (depolished membranes) for propene to be oxidized, the catalytic properties of BICUVOX and BICOVOX are modified and the steady production of mild oxidation products accompanying CO is replaced by a transient behaviour during which syngas is obtained. An even more complex transient behaviour is observed during propane oxidation. The respective amounts of H_2 , CO and coke vary with time and, although the contribution of gas phase reactions may be significant at the operated temperatures, they seem to mostly depend on the chemical state of the active surface. Initial catalytic properties may be of interest for CO– H_2 synthesis ($H_2/CO = 1.7$ and 2.1 for BICUVOX and BICOVOX, respectively), while little coke is formed, but also later on since regeneration is possible. The oxygen partial pressure in the HOP compartment significantly affects the evolution of the transient response with opposite

effects according to the nature of the membrane. The influence of the membrane polarisation and of the oxygen partial pressure suggests that electron conductivity may be the limiting factor of the overall catalytic process. This opens the way for an optimisation of the catalytic reactor by improving the electronic conductivity in order to stabilize the most efficient active state of the membrane.

References

- [1] J. Haber, in: J.M. Thomas, K.I. Zamarayev (Eds.), *Perspectives in Catalysis*, Blacwell Science Publishers, Oxford, 1992.
- [2] R.M. Contractor, H.E. Bergna, H.S. Horowitz, C.M. Blackstone, U. Chowdry, A.W. Sleight, *Surf. Sci. Catal.* 38 (1987) 645.
- [3] R.M. Contractor, H.S. Horowitz, G.M. Sisler, E. Bordes, *Catal. Today* 37 (1997) 51.
- [4] J.A. Dalmon, in: G. Ertl, H. Knözinger, J. Weitkamp (Eds.), *Handbook of Heterogeneous Catalysis*, vol. 2, Wiley-VCH, 1997, p. 1387.
- [5] S. Azgui, F. Guillaume, B. Taouk, E. Bordes, *Catal. Today* 25 (1995) 291.
- [6] C. Courson, B. Taouk, E. Bordes, *Catal. Lett.* 66 (2000) 129.
- [7] R. Di Cosimo, J.D. Burrington, R. Grasselli K, *J. Catal.* 102 (1986) 234.
- [8] (a) P.J. Gellings, H.J.M. Bouwmeester, *Catal. Today* 12 (1992) 1;
(b) P.J. Gellings, H.J.M. Bouwmeester, *Catal. Today* 58 (2000) 1.
- [9] H. Borchert, G. Gayco, M. Baerns, *Chem. Ing. Techn.* 66 (1994) 343, doi:10.1002/cite.330660308.
- [10] F. Abraham, J.C. Boivin, G. Mairesse, G. Nowogrocki, *Solid State Ionics* 40 (1990) 934.
- [11] R.N. Vannier, G. Mairesse, F. Abraham, G. Nowogrocki, *Solid State Ionics* 70–71 (1994) 248.
- [12] A. Cherak, R. Hubaut, Y. Barbeaux, G. Mairesse, *Catal. Lett.* 15 (1992) 377.
- [13] A. Chetouani, B. Taouk, E. Bordes-Richard, *Catal. Today* 91–92 (2004) 75.
- [14] A. Chetouani, B. Taouk, E. Bordes-Richard, E. Abi-Aad, A. Aboukaïs, *Appl. Catal. A Gen.* 252 (2003) 269.
- [15] A. Löfberg, S. Boujmiaï, E. Capoen, M.C. Steil, C. Pirovano, R.N. Vannier, G. Mairesse, E. Bordes-Richard, *Catal. Today* 91–92 (2004) 79.
- [16] R.N. Vannier, S.J. Skinner, R.J. Chater, J.A. Kilner, G. Mairesse, *Solid State Ionics* 160 (2003) 85.
- [17] M. Guillodo, J. Fouletier, L. Dessemond, P. Del Gallo, *Electrochim. Acta* 47 (2002) 2809.
- [18] J. Fouletier, C. Muller, E. Pernot, in: J.L. Baptista, J.A. Labrincha, P.M. Vilarinho (Eds.), *Electroceramics*, vol. V, University of Aveiro, 1996, p. 37.